

Employability of a Business Intelligence Framework in the Early Detection and Diagnosis of Nosocomial Infection

Yatharth Chandna

ABSTRACT

Nosocomial contamination counteraction is necessary for patients' wellbeing and prosperity. It very well may be effectively performed through the investigation of the data accessible. With this examination, it is conceivable to manufacture information that assists with recognizing the danger factors and the exercises identified with the nosocomial contamination event, and it likewise permits describing the disease. This paper presents a Business Intelligence (BI) framework worked to help the investigation of nosocomial disease occurrence in the Medicine Units of Centro Hospitalar do Porto (CHP), a clinic community in the north of Portugal. This BI stage is liable for introducing nosocomial contamination markers. This stage empowers to essential inquiry data and to investigate it, supporting medical services experts in their choices. The information acquired by this investigation permits forestalling, observing and lessening nosocomial diseases. In this way, the framework goes about as a Clinical Decision Support System (CDSS) fit for expanding tolerant security and prosperity. The stage created shows that, for instance, in 2013 the pace of nosocomial contamination in CHP Medicine Units shifted somewhere in the range of 9.43% and 12.95% and the respiratory and the urinary plot diseases were the most persistent nosocomial diseases. This work and the stage created to show that BI innovation can be applied to medical care with utility.

1. INTRODUCTION

Nosocomial contamination is a disease that happens during the 48 hours after the patient's hospitalization, during three days after his release or during the 30 days that follow medical procedure and it was absent or is brooding at the time of the patient's admission^{1,2}. These contaminations additionally incorporate medical care establishments' word related infections³. A few components add to the obtaining of nosocomial disease, for instance, the patient's age, his/her immune status, the hospitalization time, the organization of anti-toxins, the symptomatic techniques utilized, etc.². Besides, extraordinary measures of microorganisms exist in medical care units and, hence, a little fall flat in the contamination avoidance projects can without much of a stretch add to the event of a disease. Nosocomial contaminations greatly affect patients' bleakness, and mortality, particularly in concentrated consideration units where the nosocomial disease rate is essentially higher given the undermined resistant frameworks of the patients hospitalized in

these units and the obtrusive methodology performed there^{1,2}. Aside from that, a patient with nosocomial contamination remains quite a while in the emergency clinic, bringing about extra expenses for the medical care organization^{1,2}. In this manner, the control and anticipation of nosocomial diseases are fundamental for medical services organizations. These diseases can be utilized to assess the nature of the consideration conveyed in the medical care nations. They can be viably controlled, forestalled and treated through the utilization of explicit measures. As per to¹, it is demonstrated that around 33% of nosocomial contaminations can be forestalled with the execution of appropriate disease control measures. Other than the execution of these measures, medical services establishments must screen ceaselessly the outcomes related to the contamination control programs, through deliberate information assortment and Key Performance Indicators (KPIs) analysis⁴. These KPIs should assist with summing up and comprehend significant variables present in the information, for example, the nosocomial contamination rate and the components that add to its event. The investigation

of these markers is then equipped for helping medical services experts in the recognizable proof of basic cycles and exercises that happen in the medical services condition, clinical specialities where the disease rate is higher and where the execution of contamination control measures is fundamental and earnest for patients' wellbeing. In this manner, these KPIs permit medical care experts to plan and execute explicit and proficient contamination control measures to lessen nosocomial disease rate in these cycles and exercises to improve the nature of the wellbeing care^{5,6}. BI innovation can be applied to medical services to produce and present markers for the nosocomial contamination occurrence study since it permits the effective therapy and examination of information. In this way, the data introduced by a BI framework can be utilized to help dynamic in the medical care association. The current work emerges from the need to continually screen the medical care condition to apply explicit measures to forestall and decrease nosocomial disease rate, and from the chance of utilizing BI innovation to treat and dissect clinical information. The inspiration of this work is likewise identified with the medical care proficient's have to take quick and contemplated choices to improve the profitability and effectiveness of the medical services association and the nature of the delivered care. This work is equipped for helping medical care experts in the nosocomial contamination study and disease-related dynamic through information examination. The primary objective is to build up a BI stage for the investigation of nosocomial disease frequency in the Medicine Units of CHP. This stage is essential for a BI framework that separates information from CHP information bases and stores them in a Data Warehouse (DW). From that point onward, a BI device removes KPIs from the DW, and it presents the separated data in the BI stage. Other than the presentation, this article incorporates five additional areas. The first is identified with the foundation and gives an outline of the BI innovation and BI frameworks. The subsequent segment shows the advantages of the execution of BI in medical services. The third area clarifies the contextual analysis of this work, the investigation of nosocomial disease occurrence in the Medicine Units of CHP, just as the inspiration and the normal advantages of this work. It talks about the use of BI in the investigation of nosocomial contamination. The arrangement proposed to investigate the

contextual analysis, the strategy used to actualize that arrangement are introduced and talked about in this segment. The fourth area examines the actual outcomes acquired by the executed BI framework. The fifth area proposes some future work measures, and the last segment presents the principle finishes of the work.

2. BACKGROUND

2.1 Business Intelligence

The term BI was presented by Howard Dresner in 1989 that depicted it as a lot of ideas and techniques used to improve the dynamic cycle on a business by utilizing mechanized systems^{7,8}. A BI framework is an information-driven Decision Support System (DSS) that incorporates a lot of philosophies and devices competent to gather, coordinate, break down and present information about the exercises and cycles that occur inside an association. Its primary objective is to advance more educated, quicker and therefore, better decisions^{9–12}. A BI framework must incorporate immense measures of information originating from various heterogeneous information sources and give the apparatuses to the examination of those data¹³. Hence, these frameworks contain information originating from various divergent sources and convert them into a brought together arrangement. From that point forward, the information is stacked to a DW and can be investigated, examined and given BI devices. BI innovation improves the quality and the snappiness to acquire the data to consider it in dynamic process¹⁴. Thus, BI frameworks offer ideal and significant data to help dynamic process^{15,16}. In this way, they are an upper hand for the association that executes them. A run of the mill BI framework is created by a DW and programming devices to achieve the Extract Transform Load (ETL) measure, On-line Analytical Processing (OLAP) information examination, questioning and announcing apparatuses and Data Mining tools^{9,17}.

2.2 Data Warehousing

The DW is the centre part of a BI framework. This part is a storehouse of information originating from various sources that are utilized to store data about the exercises of an organization¹⁸. The joining of important information originating from multiple sources in an isolated area and configuration adds to improving the speed and productivity of the

information disclosure measure, and that adds to better, quicker and more contemplated decisions¹¹.

A DW is an assortment of information that is subject-situated, incorporated, non-unstable, shifts in time and is equipped for supporting choice making¹⁸. Note that these properties recognize DWs from operational information bases. Rather than operating information bases, a DW is non-unpredictable and, hence, its information is not altered or erased. Yet, they are added to the DW when they enter the framework. Like this, DWs shift in time. They permit the worldly stockpiling and investigation of information. Thus, the material investigation of information allows the introduction of data about the development of the exercises and cycles that happen inside the association in a specific timeframe. Also, typically DWs are greater than operational information bases and are uncommonly produced for choice help, and it is a result of that they can be viewed as choice help databases^{19,20}.

The information existent in a DW are accessible to be investigated, examined and given BI instruments, OLAP apparatuses, information mining devices, questioning and announcing devices or dashboard devices, to allude a few²¹. Information can likewise be put away in littler subject-arranged archives known as information stores. These information shops are structures that have littler measures of information than DWs. They permit investigation more situated to their objectives since they have just information about a certain subject²². Thus, the information stores execution in questions can be a lot higher than the one from DWs. In the information warehousing field, two unique and equal methodologies for building a DW exist Ralph Kimball's worldview and Bill Inmon's worldview. As per Inmon's worldview, the DW is constructed following top-down methods where the information is separated from operational information sources and put away in a solitary data set. Information extractions from this information base permit the making of information shops. Then again, Kimball worldview states that the DW is developed considering a base methodology because operational information is utilized to take care of the individual information bazaars, and the DW is the accumulation of this information marts²³.

Typically, a DW stores information in a dimensional model and it permits a more convincing portrayal of the data utilized by BI apparatuses for choice

support^{22,24}. Measurements and certainty tables make a dimensional model. The reality tables store realities, and every fact is related to a lot of sizes through unfamiliar keys^{25,26}. The measurements portray the realities, give them setting and make them one of a kind, and they are made by a set out of characteristics related progressively, and that is utilized to compel facts²⁷. Ordinarily, the dimensional model is composed in a star outline in which the reality table is at the focal point of the model, and it is related to a few-dimensional table. There are likewise more unpredictable compositions, for example, the snowflake blueprint, where a measurement can have sub-measurements, or the star grouping diagram, where a few certainty tables can share at least one dimensions²⁷.

DW's are occasionally revived through ETL, and the recurrence of the use of ETL relies upon the requirements of each organization²⁴. ETL is the cycle utilized in information warehousing to remove information from various operational information sources, coordinate them and convert them into a brought together configuration as indicated by the blueprint characterized for the DW, and burden them into the DW¹⁹. ETL is a crucial stage for the proficient stacking of colossal measures of information to the DW and to discover and address information quality-related issues, guaranteeing, along these lines, the nature of the information put away in the DW²⁷. This is the most unpredictable and tedious action in the usage of a DW^{19,28}. Interoperability is fundamental to take into consideration a useful and complete ETL measure. Astute operators likewise assume an essential function in interoperability when all is said in done, and ETL in particular²⁹.

2.3 On-line Analytical Processing

OLAP is one of the most utilized strategies to get to and dissect information put away in a DW or information mart²⁸. As per the OLAP Council³⁰, OLAP innovation "empowers experts, directors and heads to pick up understanding into information through quick, predictable, intuitive admittance to a wide assortment of potential perspectives on data". The information to investigate with OLAP is composed in OLAP shapes that permit the representation of the data agreeing on each component of the information model²². This design allows a quick examination of data⁹. OLAP apparatuses uphold constant investigation,

permitting the client to make more organized and faster inquiries to create diagrams and tables⁹. As per client's investigation needs, these devices allow him/her to perform the procedure on information, for example, drill-down, move up, cut up and turn to play out a more profound information analysis^{24,26,27}.

3. BENEFITS OF BUSINESS INTELLIGENCE IN HEALTHCARE

These days, with the usage of Information Technologies in medical care establishments, the measure of information gathered has exponentially increased³⁰. This information contains gigantic steps of essential and helpful data, necessary to help the clinical and authoritative dynamic process^{30,31}. So information the board is required for medical care associations. Other than that, the sum and unpredictability of this information make them challenging to measure and examine in a valuable time without utilizing robotized strategies. Consequently, the use of robotized techniques to separate data from information has become a need.

The execution of BI frameworks is a proficient and satisfactory technique to incorporate and investigate clinical information gathered by medical services organizations. This innovation offers utility to medical services information utilizing it to choice help. The data separated from information by these frameworks might be pertinent to recognize, portray and screen the exercises and cycles that occur in the condition of the medical service. Accordingly, it is conceivable to distinguish issues and improvement openings.

Thus, BI usage in medical services organizations may improve the quality and the wellbeing in the conveyed care. It additionally permits proficiency and monetary execution upgrades of the medical care association. Moreover, it adds to the appropriation of proof-based practice, when this innovation assists supervisors and medical care experts with settling on better choices, giving them admittance to essential data about the exercises and cycles that happen inside the organization^{9,31}.

Also, the medical care condition is mind-boggling, and it is consistently in continuous change, so the use of BI apparatuses to help the emotional cycle is significant for settling on great and more contemplated choices.

For the patient's wellbeing and prosperity, it is significant to forestall and control nosocomial contaminations. Information investigation is a proficient technique to portray the nosocomial contamination occurrence. It recognizes exercises and danger factors with incredible effect on the event of these diseases. In this way, BI ideas and apparatuses can be applied to nosocomial contamination information to extricate applicable data for the nosocomial illness to encourage the emotional cycle.

4. CASE STUDY: NOSOCOMIAL INFECTION INCIDENCE IN CHP

In this work, a BI stage is actualized in CHP to the investigation of nosocomial disease occurrence in the Medicine Units of this emergency clinic focus. The location presents applicable KPIs that are separated from CHP's information. It encourages medical care experts to distinguish significant danger variables and boundaries that permit the portrayal of the nosocomial disease rate in CHP's Medicine Units.

4.1 Motivation and Benefits of the Nosocomial Infection BI Platform

The inspiration for the advancement of the BI stage originates from the need to help medical care experts to play out their positions in the examination of information for the investigation of nosocomial disease rate. Through the stage, they can see better, screen and investigate the development of nosocomial diseases. Accordingly, they can take better and more contemplated nosocomial contamination related choices. They additionally can characterize explicit nosocomial contamination control measures, more centred around the genuine needs of CHP's Medicine Units.

Other than that, the stage likewise offers utility to the extraordinary measure of information gathered in CHP. It permits the production of valuable information with that information, upgrades and mechanizes the way toward removing data from the report. It guarantees that the data is accessible in the dynamic second. In this manner, the BI stage benefits CHP in the investigation of the nosocomial disease since it permits:

- The investigation and observing of nosocomial contamination rate and therefore the ID of cycles

and exercises with extraordinary effect on the event of nosocomial diseases;

- the definition and usage of explicit and satisfactory contamination control programs and the assessment of the measures executed with those projects;
- more grounded help in dynamic, by arranging and giving scattered and essential data;
- to perform straightforward and quicker clinical information examination and offers medical services experts greater independence and adaptability in information investigation.

For the advancement of the BI stage, the execution of an entire BI framework in CHP was required. The BI framework applies BI techniques and instruments to concentrate and treat information, create a lot of nosocomial contamination KPIs and present these pointers in the stage.

4.2 Kimball's Methodology to Implement the BI System

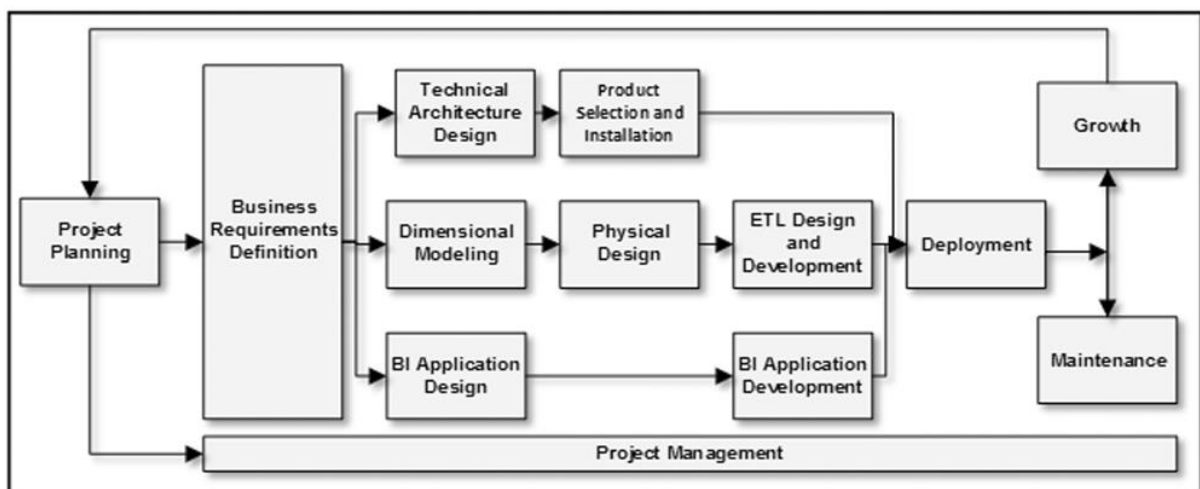


Figure 1. Kimball's methodology for implementing data warehousing and BI systems (adapted from²⁵).

This last action starts three equal tracks:

- Technology track:

1. Specialized Architecture Design: at this stage, the framework engineering was planned thinking about the characterized business necessities and the requirements of its clients.

To actualize the BI framework, Ralph Kimball's procedure for the execution of information warehousing and BI frameworks were utilized (Figure 1). This strategy is the most broadly known technique for this kind of framework, and it shows the progression of exercises necessary for the execution of these frameworks. As indicated by Kimball and Ross²⁵, a lot of equal and consecutively exercises must be followed:

- Project Planning: at this stage, the extent of the task was characterized as the investigation of nosocomial occurrence in CHP through the usage of a BI stage; the exercises to execute during the execution of the undertaking was likewise described and arranged.
- Project Management: this movement was performed during the whole task to recognize possible issues in its usage.
- Business Requirements Definition: at this stage, the nosocomial disease KPIs to introduce in the BI stage was characterized by the necessities of the investigation.

2. Item Selection and Installation: this action relates to the choice and establishment of the product required and generally appropriate to actualize the framework. In this work, an Oracle Database Management System was utilized. Prophet SQL Developer was used to intercede the admittance to information in the information base. As BI instrument, the Pentaho Community Edition, an

open-source device, was used to concentrate and present data.

- Data Track:

1. Dimensional Modeling: at this stage, the dimensional model for the DW was planned through the distinguishing proof of the realities and measurements essential to acquire the ideal KPIs.

2. Physical Design: this action relates to the physical execution of the dimensional model in the information base.

3. ETL Design and Development: ETL systems were made to populate and invigorate the DW with CHP information base information. These strategies incorporate the change and cleaning of information to make them reasonable for the outline characterized by the DW that will be gotten to by the BI instrument.

- BI Applications Track:

1. BI Application Design: the BI stage highlights were characterized by thinking about the medical care experts' needs and the ideal outcomes with the usage of the framework.

2. BI Application Development: at this stage, the stage was created with Pentaho Community Edition.

- Deployment: the three similar tracks meet to this movement. It is essential to design this movement to have proper coordination of all framework segments.

- Maintenance and Growth: the framework was actualized considering the possible requirement for its extension or change to keep it real and sufficient to CHP reality. These two exercises guarantee that, and they are performed to keep the framework performing ideally.

4.3 Data Characterization

In this investigation information from 2013 recorded with the nosocomial contamination structures utilized CHP are utilized. So the examination incorporates just the time of 2013. Also, the investigation only considers information from the Medicine Units of CHP, which implies that solitary details from the clinical specialities Medicine A, Medicine B and Medicine C are utilized. The nosocomial disease structures used in CHP are filled by doctors right now of release. They gather

essential data to comprehend and examine the rate of nosocomial contamination in this medical care organization, for example, the event of nosocomial disease, the time of hospitalization, the intrusive gadgets utilized around then, the therapies applied to the patient, the anti-toxins regulated, the wellbeing status of the patient, the analysis made, and so on.

During the reading year and for the clinical specialities considered in the investigation, 2118 types of nosocomial disease were recorded in CHP's information bases. From that 2118 structures, just 1669 were accurately completed and, consequently, contain data about the event or not of nosocomial contamination. From that 1669 structures, only 173 are adequately connected with the possibility of contamination.

4.4 Nosocomial Infection Key Performance Indicators

In this work, nosocomial disease KPIs were utilized. They permit the recognizable proof of danger factors and significant boundaries to portray nosocomial contamination frequency. Three gatherings of markers were used. The group of pointers Studied Population permits the portrayal of the populace in the examination. It examinations a lot of general data about the nosocomial disease structures, for example, the limit of the administration (number of beds accessible), the standard of hospitalization days, released patients, a sum of began nosocomial contamination structures and level of nosocomial disease frames effectively filled and wrapped up. The markers Intrinsic Risk Factors per Service assess the connection between certain danger factors, for example, trance-like state, diabetes, liquor addiction, hunger, and the event of nosocomial diseases. The number of patients with each danger factor, the number of patients with the danger factor and a nosocomial infection and the level of nosocomial contaminations for each danger factor, are assessed. Besides, Extrinsic Risk Factors per Service is a gathering of nosocomial contamination pointers that reviews the impact of certain extraneous danger factors, i.e., intrusive gadgets, in the event of nosocomial diseases. The invasive devices considered in this work are a few types of catheterization (fringe catheter, urinary catheter and focal catheter) and a few types of intubation (nasogastric intubation and nasotracheal intubation). The number of patients with each obtrusive gadget, the number of contaminations

identified with every device and the level of diseases for every gadget are determined. The gathering of markers Infections per Type and Service portrays the nosocomial disease frequency through the computation of nosocomial contaminations per kind of diseases, the number of nosocomial conditions and assessments the pace of the nosocomial disease. The types of illness considered are sepsis, respiratory parcel contamination, urinary plot contamination and others.

4.5 Business Intelligence System for Nosocomial Infection Study

The BI framework created for the investigation of nosocomial disease rate in CHP (Figure 2) follows engineering made out of three levels. In the main level are the information bases that store the pertinent information for the investigation. The following story is the DW of nosocomial disease,

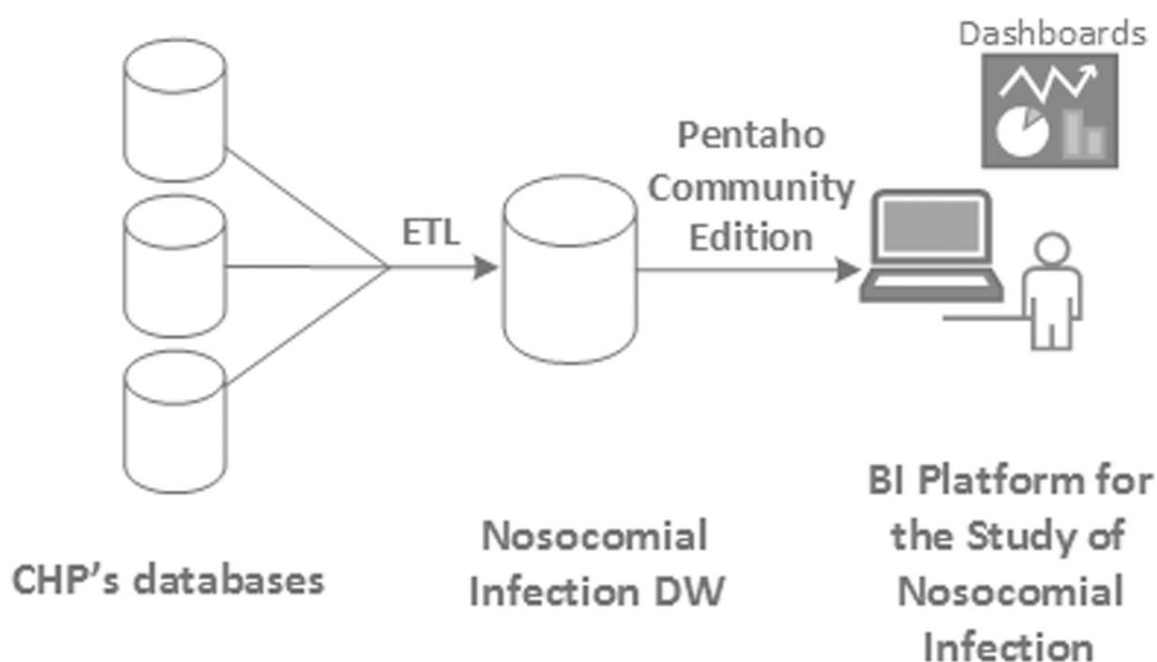


Figure 2. BI system for nosocomial infection incidence study.

After the meaning of the dimensional model, the diverse reality and measurement tables characterized were made in the information base and populated. Before being stacked to the DW, the important CHP information was removed from the information bases, controlled and cleaned, to make them satisfactory to the dimensional model recently characterized. In this work, all the ETL methods were executed and mechanized with PL/SQL systems. Since the KPIs introduced on the stage are separated from the DW, the information in the DW

made out of two information shops that are populated with ETL systems executed on the information sources from the top level. The third level is a BI stage that presents the nosocomial contamination KPIs extricated from the information of the information bazaars.

4.5.1 Data Warehouse

The nosocomial contamination DW was actualized considering Ralphs Kimball worldview. Two information stores structure it: one to speak to the pointers that describe the populace in the study and the other to talk to the various markers. These information shops are actualized utilizing a dimensional model that was characterized by thinking about the requirements of the framework and the KPIs to extricate from it. Both information bazaars follow a star diagram setup.

need to have high calibre. Thus, it is critical to invest energy in the investigation and change of information.

4.5.2 Business Intelligence Platform

The BI stage for nosocomial disease KPIs introduction is a web application that, through a BI apparatus, makes OLAP information investigation and questions to create pointers and present them in rotate tables and charts. Pentaho Community Edition

is an open-source BI apparatus that permits the formation of reports and dashboards, the execution of Data Mining and OLAP and different highlights to assist its clients with imagining and examine information. In this work just the fundamental part of Pentaho Community Edition, the Business Analytics Platform was utilized. To make this stage, Community Dashboard Editor (CDE) module of Pentaho Business Analytics Platform was used. CDE permits and improves the advancement of great, intelligent and outwardly appealing dashboards, making data understanding simpler for the client. The BI stage is made out of a lot of dashboards that contain all the markers and make conceivable the route between them. In the primary dashboard, a lot of charts that sum up the most significant pointers for each gathering of features are introduced. This dashboard is associated with different dashboards, and it permits the exportation of each diagram information to XLS. Different dashboards contain more itemized data about the various gatherings of markers recently introduced. These dashboards actualize OLAP to investigate information.

To execute OLAP, OLAP shapes were made with Pentaho Community Edition. The OLAP 3D conditions contain the measurements and realities to produce each gathering of pointers, and they permit the meaning of the pecking order of the qualities in the sizes. The OLAP examination dashboards are made out of turntables made with OpenI, an OLAP instrument. OpenID is a module for Pentaho Community Edition that gives a straightforward interface to investigate information in OLAP solid shapes. The client can study the turntables made with OpenI progressively, through tasks, for example, drill-down.

5. RESULTS AND DISCUSSION

A portion of the pointers introduced in the BI stage is appeared and examined in this part. The general BI framework is likewise dissected and analyzed. Investigating from the outset the Studied Population markers (Figure 3), it tends to be seen that in the time of 2013, Medicine A was the forte with the highest standard limit (49 beds).

		Measures				
Dates	Specialties	• Capacity	• Hospitalization Days	• Number of Discharges	• Number of Patients	• % of Forms Correctly Filled
☐ All Dates	☑ All Specialties	41,54	14,07	1669	2118	78,80%
☑ 2013	☐ All Specialties	41,54	14,07	1669	2118	78,80%
	Medicine A	49,00	14,30	1018	1318	77,24%
	Medicine B	32,78	15,43	278	366	75,96%
	Medicine C	26,26	12,23	373	434	85,94%

Figure 3. Pivot table for the nosocomial infection indicators group studied population.

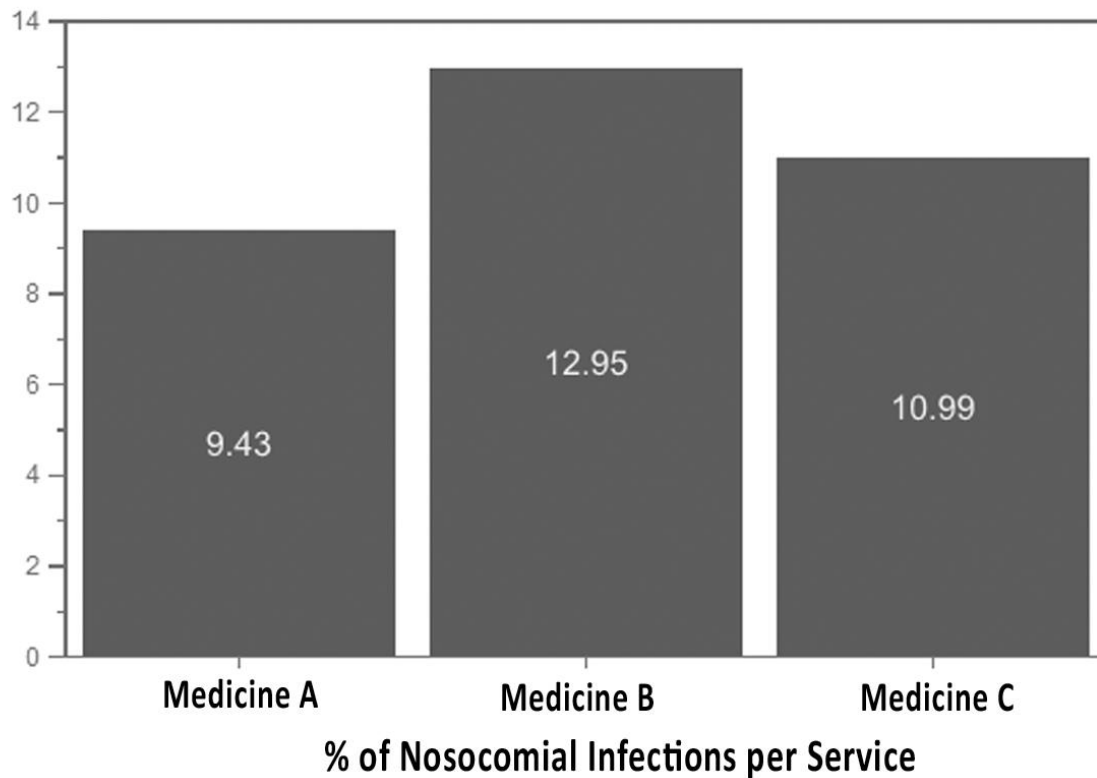


Figure 4. Nosocomial infection rate per service in 2013.

During a similar period, Medicine B had the most impressive average number of hospitalization days (15.43 days). The most reduced worth was 12.23 days and had a place with Medicine C.

Medication A had the most significant number of releases and the highest number of patients. The distinction between these qualities in this clinical forte and the others is elevated and might be advocated by the highest limit checked in this strength.

Regardless of having a lower standard limit than Medicine B, Medicine C had a higher number of releases and patients. This reality can be identified with the lower average number of hospitalization days confirmed in Medicine C.

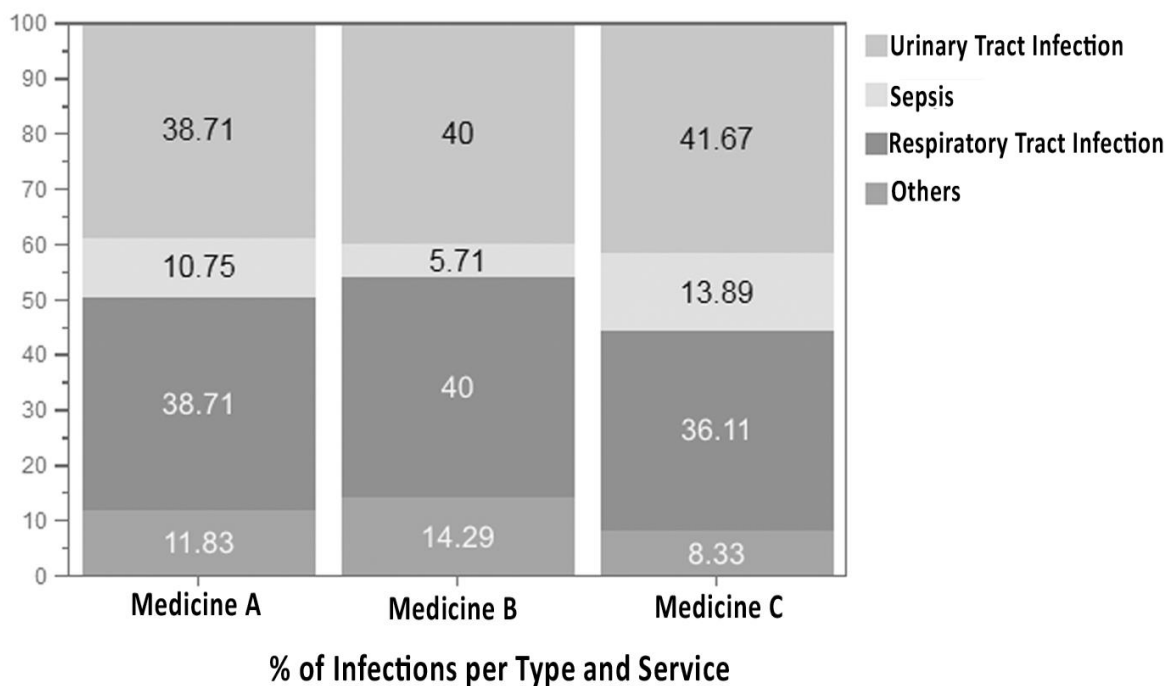


Figure 5. Percentage of infections per type of infection and service in the year of 2013.

Dates	Specialty	Invasive Device	Measures		
			Patients	Nosocomial Infections	% of Nosocomial Infections
All Dates	All Specialties	All Invasive Devices	2118	333	15,72%
2013	Medicine A	All Invasive Devices	1276	187	14,66%
		Central Catheter	39	8	20,51%
		Peripheral Catheter	789	86	10,90%
		Urinary Catheter	352	67	19,03%
		Nasogastric Intubation	85	22	25,88%
		Nasotracheal Intubation	11	4	36,36%
		Medicine B	All Invasive Devices	363	60
	Central Catheter		11	3	27,27%
	Peripheral Catheter		213	26	12,21%
	Urinary Catheter		111	26	23,42%
	Nasogastric Intubation		26	4	15,38%
	Medicine C	All Invasive Devices	479	86	17,95%
		Central Catheter	17	7	41,18%
		Peripheral Catheter	288	35	12,15%
		Urinary Catheter	126	31	24,60%
		Nasogastric Intubation	42	11	26,19%
		Nasotracheal Intubation	6	2	33,33%

Figure 6. Extrinsic risk factors per service group of indicators per service and for the year of 2013.

Medication C had the most elevated level of nosocomial contamination structures (85.94%). By and large, the level of nosocomial disease structures was 78.80%. Thus, in each 100 hospitalized patients, just 78.80 nosocomial contamination structures were effectively filled.

About the pointers Infections per Type and Service, the pace of nosocomial disease in the time of 2013 was homogeneous in the Medicine Units of CHP (Figure 4). Medication A had the most reduced rate (9.43%), and Medicine B had the most special rate (12.95%). It can likewise be seen that a connection between the pace of nosocomial contaminations and the average hospitalization days exists since Medicine B has the most elevated rate of nosocomial disease and it additionally has the most substantial average hospitalization period. This reality is advocated by the more extended presentation to the medical clinic condition that is a danger for procuring contamination.

Regarding the kinds of contamination related to nosocomial diseases (Figure 5), the vast majority of the nosocomial contaminations are associated with urinary diseases and respiratory diseases in all administrations. The gathering of markers Extrinsic Risk Factors per Service (Figure 6) shows that, for all administrations in the examination, the fringe catheter was the most utilized obtrusive gadget in 2013 and the nasotracheal intubation was the less incessant. For all administrations, the fringe catheter was likewise connected with the most important number of nosocomial contaminations, and the nasotracheal intubation had the least number of diseases.

About the level of patients who utilized the intrusive gadget and had nosocomial contamination, it very well may be seen that the rates are generally high, being the most elevated half (usage of nasotracheal intubation in Medicine B). The least rate is 10.90% (use of a fringe catheter in Medicine A). Regardless of being related with the most substantial number of nosocomial contaminations, the fringe catheter is additionally the most as often as a possible utilized intrusive gadget, along these lines, its level of nosocomial diseases isn't exceptionally high for all the specialities. Nasotracheal intubation has the contrary conduct. When giving medical care, medical services experts must think about the

connection between the usage of obtrusive gadgets, particularly nasotracheal intubation, and the event of nosocomial diseases. The BI framework introduced in this section permits the client to examine nosocomial contamination information quickly and fundamentally. It benefits the CHP because it improves medical care professional self-governance and adaptability in information investigation. It offers utility to the information put away using robotized techniques, underpins dynamic and permits the analysis and checking of nosocomial contaminations. The data introduced by the BI stage causes medical care experts to portray, investigate and screen nosocomial contaminations in CHP's Medicine Units. Contamination control programs must think about this data to design, assess and actualize reasonable and tweaked disease control measures as indicated by Medicine Units' genuine needs. Along these lines, the framework is fit for aiding in the counteraction and decrease of nosocomial diseases.

The execution of a DW encourages the questioning of information. It permits OLAP because it stores quality information in an arrangement that rearranges its entrance and the use of BI instruments. OLAP instruments, for example, Open module, permit continuous impromptu information misuse, allowing the client to investigate information quickly and intelligently as per various measurements. The client can study the rotate tables made by these devices progressively. The different levelled structure of the OLAP solid shape's measurement credits permits drill-down on the information. In this work, the measurement Date, for instance, is made out of a lot of characteristics that are sorted out in a hierarchal structure (day, month, trimester, semester and year).

Consequently, information can be investigated through this progression, as indicated by client needs. Figure 7 presents a case of drill-down on the Date measurement. This figure permits the representation of the Studied Population markers every month. The use of a web stage to introduce the pointers makes the client's openness less complicated, allowing them to get to the stage whenever and place if they approach benefits and an organization association. Along these lines, the web stage guarantees that information is consistently accessible to help medical care experts' nosocomial contamination related dynamic.

6. FUTURE RESEARCH DIRECTIONS

It is fascinating to introduce the pointers considered in this work with other BI apparatuses, specifically other OLAP instruments or different devices to make dashboards. This would permit the examination of highlights between various machines and finish up which one is the most sufficient to the truth introduced in this section. To investigate all the more profoundly the capability of the approach proposed here, it is viewed as fascinating and

pertinent to stretch out the examination to different years, clinical specialities or potentially other important KPIs for nosocomial disease study. This should be possible, for instance, through the expansion of new information shops to the DW, alteration of the current ones or combination of new dashboards in the BI stage. It is additionally imperative to assess the ease of use and usefulness of the location to discover improvement openings identified with the presentation of the framework or with significant highlights to its clients.

Dates	Specialties	Measures				
		Capacity	Hospitalization Days	Number of Discharges	Number of Patients	% of Forms Correctly Filled
All Dates	All Specialties	41,54	14,07	1669	2118	78,80%
2013	All Specialties	41,54	14,07	1669	2118	78,80%
1st Semester	All Specialties	41,79	13,92	1030	1272	80,97%
1st Trimester	All Specialties	42,06	13,82	623	797	78,17%
January	All Specialties	41,90	13,74	200	241	82,99%
	Medicine A	49,00	13,28	121	137	88,32%
	Medicine B	36,00	15,02	35	59	59,32%
	Medicine C	28,00	13,47	44	45	97,78%
February	All Specialties	42,32	13,27	218	311	70,10%

Figure 7. Excerpt of drill-down on date dimension.

7. CONCLUSION

The anticipation and control of nosocomial contaminations are critical because these diseases can put in danger the security and prosperity of patients and medical care experts. Information investigation is a proficient strategy to portray nosocomial contamination and distinguish hazard factors with incredible effect on the event of these diseases. In this work, a BI framework for the investigation of nosocomial contamination rate was actualized in CHP. The framework was created through the use of BI ideas and instruments. It is made out of a DW and a BI stage. The BI instrument Pentaho Community Edition is applied to the DW and concentrates from it a few nosocomial contamination KPIs. These KPIs are then introduced on the stage, permitting the client to break down them intuitively and continuously. The data submitted by the framework has excellent because it depends on clinical information that was deliberately removed and changed. The arrangement introduced is a proficient mechanized technique to

treat, break down and investigate nosocomial contamination information. It permits the investigation of nosocomial disease in the Medicine Units of CHP. With the stage, the nosocomial contamination rate study is performed through the introduction of pertinent nosocomial disease markers, for example, the level of nosocomial disease per administration or the level of contaminations related with nosocomial contaminations per type and administration. Through the examination of these pointers, it was checked that, for instance, Medicine Units' nosocomial disease rate in 2013 changed somewhere in the range of 9.43% and 12.95% and the most regular contaminations related with nosocomial diseases were urinary contaminations and respiratory diseases.

True to form, the BI stage gives more self-governance and adaptability for medical services experts in the investigations of nosocomial disease information, permitting them to break down news and decipher data removed from lead all the more rapidly and basically. Medical care experts can

apply the data introduced on the stage to screen nosocomial contamination rate, recognize hazard factors and plan explicit and tweaked disease control measures as per the genuine needs of each clinical help. In this way, the stage helps these expert playing out their positions. To forestall and decrease the pace of nosocomial diseases in a proficient manner, the contamination control programs must consider the data introduced on the BI stage. The BI frameworks think about just information from 2013, yet later on, the framework can be extended for different years. This will permit checking nosocomial contaminations in the long haul, look at data from changed years and assessing the impacts of disease control programs. The arrangement proposed here can likewise be applied to other medical services information or to create another nosocomial disease KPIs because the framework was actualized thinking about the inevitable requirement for its development. The procedure is additionally substantial for information from other medical services organizations. Open-source BI instruments permit the making of new knowledge through information misuse without speaking to extra expenses for medical care associations. The BI framework is fit for introducing applicable and valuable data for nosocomial contamination related dynamic, permitting to screen and study nosocomial diseases and, in this way, it is suitable for going about as a CDSS for medical care experts.

The work introduced in this part is of incredible worth to society because the created BI framework is fit for aiding in the counteraction and decrease of nosocomial contaminations in medical care foundations. All things considered, it advances the proof-based clinical practice, decree.